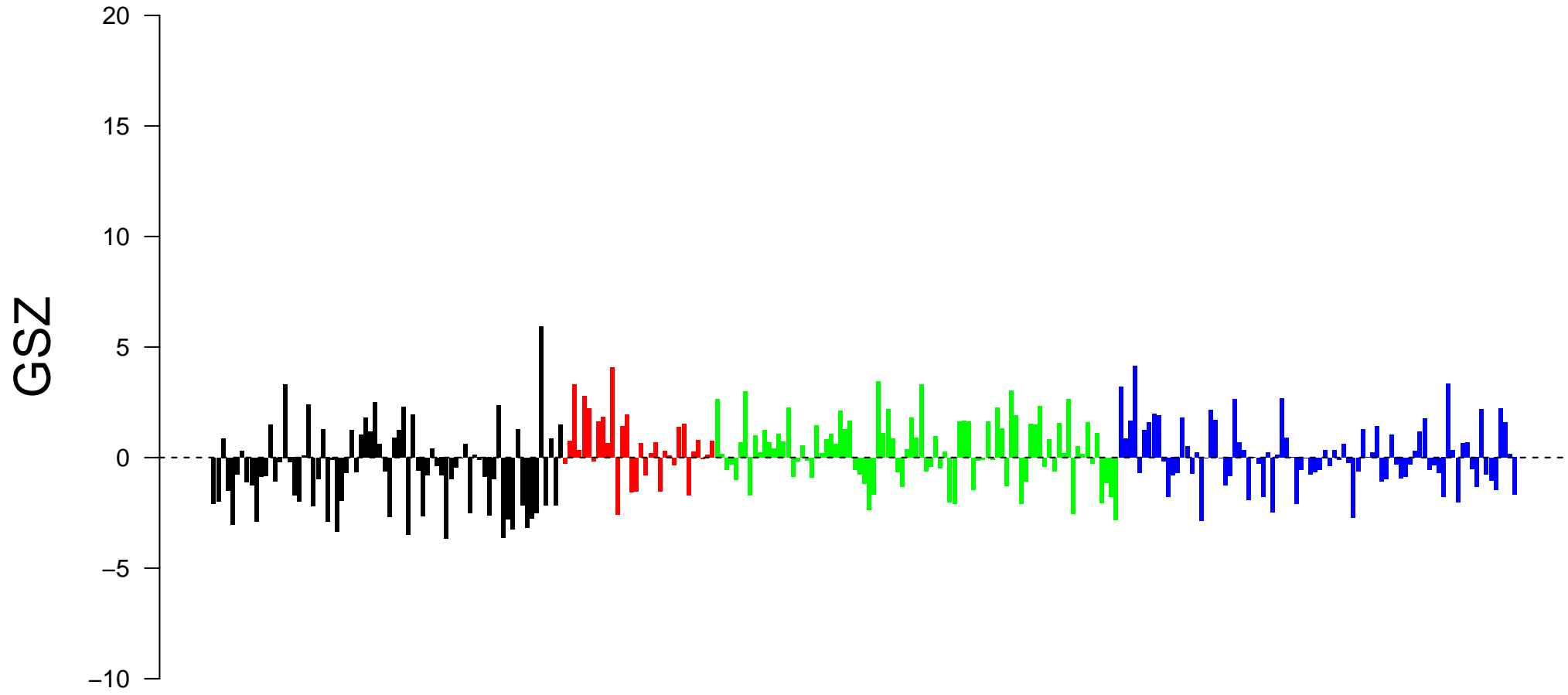
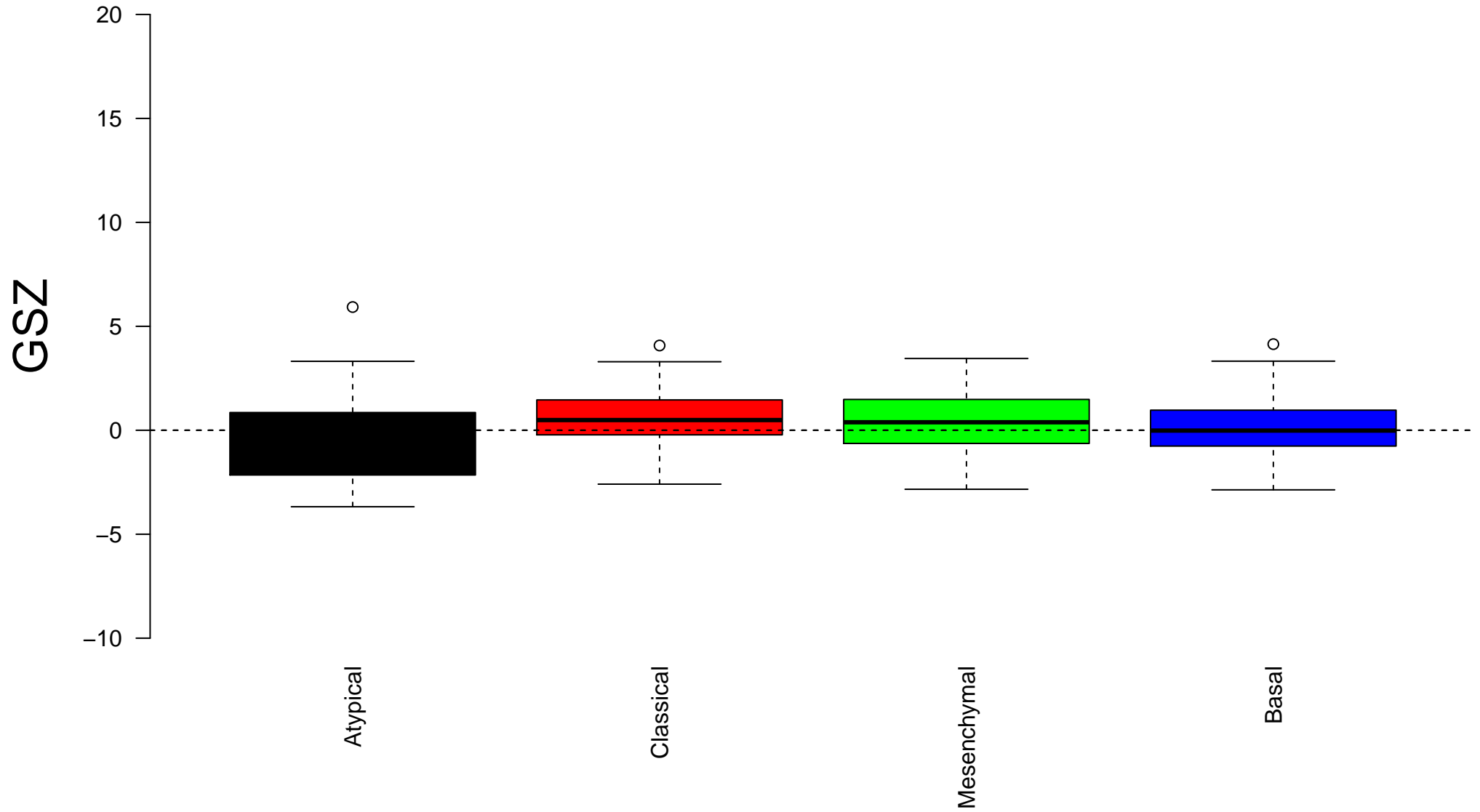



VERRECCHIA_RESPONSE_TO_TGFB1_C6



VERRECCHIA_RESPONSE_TO_TGFB1_C6




Enrichment in spots: VERRECCHIA_RESPONSE_TO_TGFB1_C6



Expression of VERRECCHIA_RESPONSE_TO_TGFB1_C6 in Spot A

Δe


1.0
0.5
0.0
-0.5
-1.0
-1.5



Expression of VERRECCHIA_RESPONSE_TO_TGFB1_C6 in Spot B

Δe

1.0
0.5
0.0
-0.5
-1.0
-1.5



Expression of VERRECCHIA_RESPONSE_TO_TGFB1_C6 in Spot C

Δe

1.0


0.5

0.0

-0.5

-1.0

-1.5



Expression of VERRECCHIA_RESPONSE_TO_TGFB1_C6 in Spot D

Δe

1.0

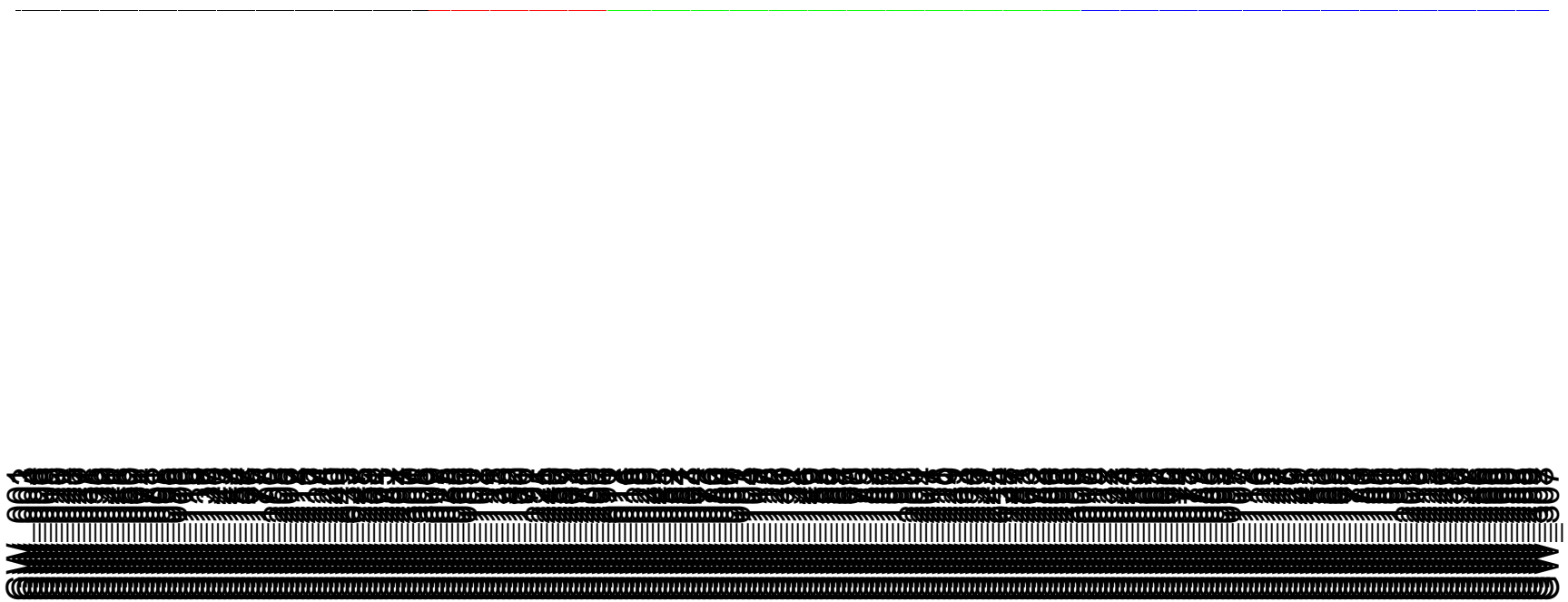
0.5

0.0

-0.5

-1.0


-1.5




Expression of VERRECCHIA_RESPONSE_TO_TGFB1_C6 in Spot E

Δe


1.0
0.5
0.0
-0.5
-1.0
-1.5



Expression of VERRECCHIA_RESPONSE_TO_TGFB1_C6 in Spot F




Expression of VERRECCHIA_RESPONSE_TO_TGFB1_C6 in Spot G




Expression of VERRECCHIA_RESPONSE_TO_TGFB1_C6 in Spot H

Δe

1.0
0.5
0.0
-0.5
-1.0
-1.5




Expression of VERRECCHIA_RESPONSE_TO_TGFB1_C6 in Spot I



Expression of VERRECCHIA_RESPONSE_TO_TGFB1_C6 in Spot J

Δe


1.0
0.5
0.0
-0.5
-1.0
-1.5



Expression of VERRECCHIA_RESPONSE_TO_TGFB1_C6 in Spot K


Δe

1.0
0.5
0.0
-0.5
-1.0
-1.5



Expression of VERRECCHIA_RESPONSE_TO_TGFB1_C6 in Spot L

Δe



Expression of VERRECCHIA_RESPONSE_TO_TGFB1_C6 in Spot M

Δe

1.0

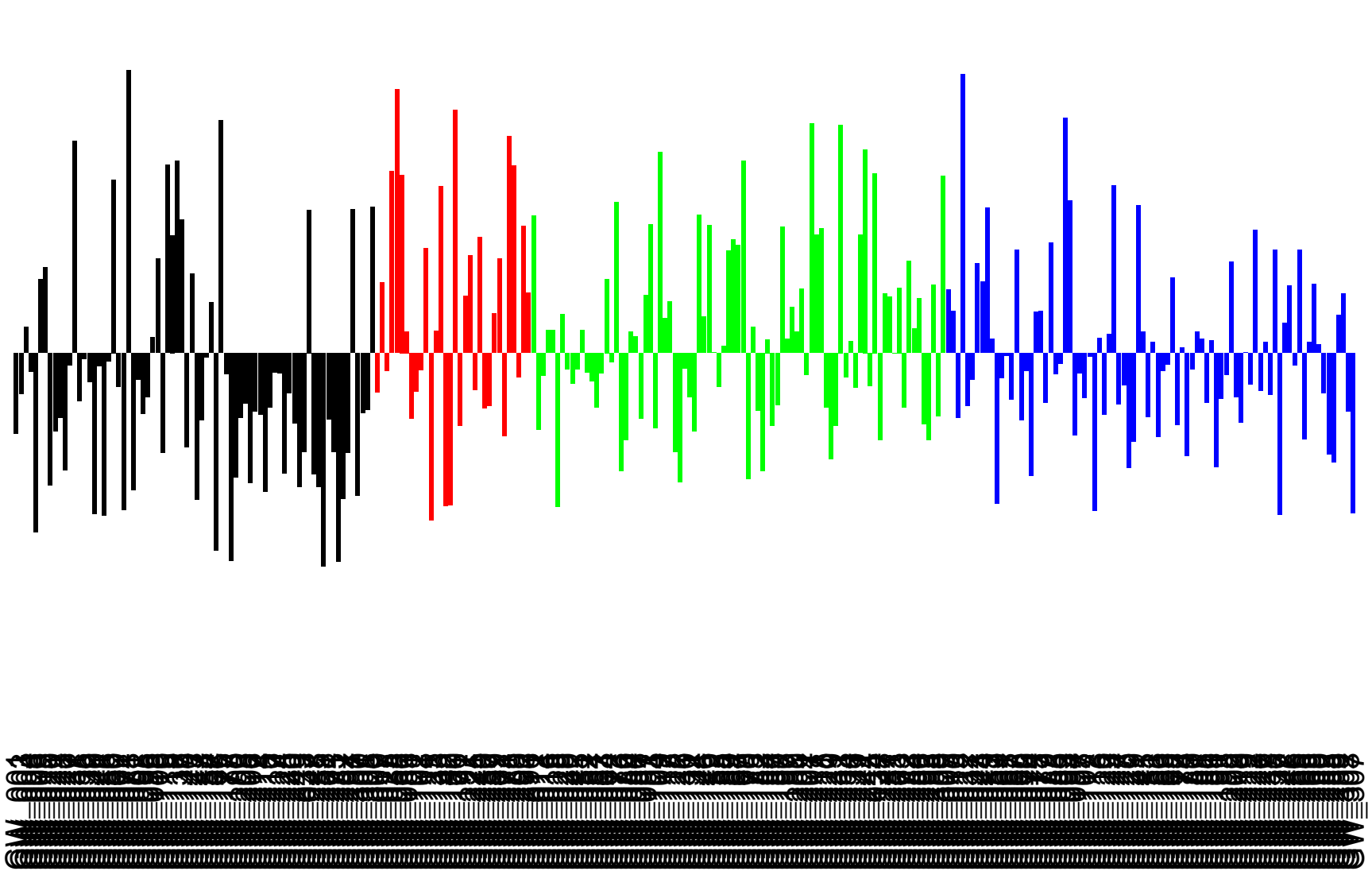
0.5

0.0

-0.5

-1.0

-1.5



Expression of VERRECCHIA_RESPONSE_TO_TGFB1_C6 in Spot N

Δe

1.0


0.5

0.0

-0.5

-1.0

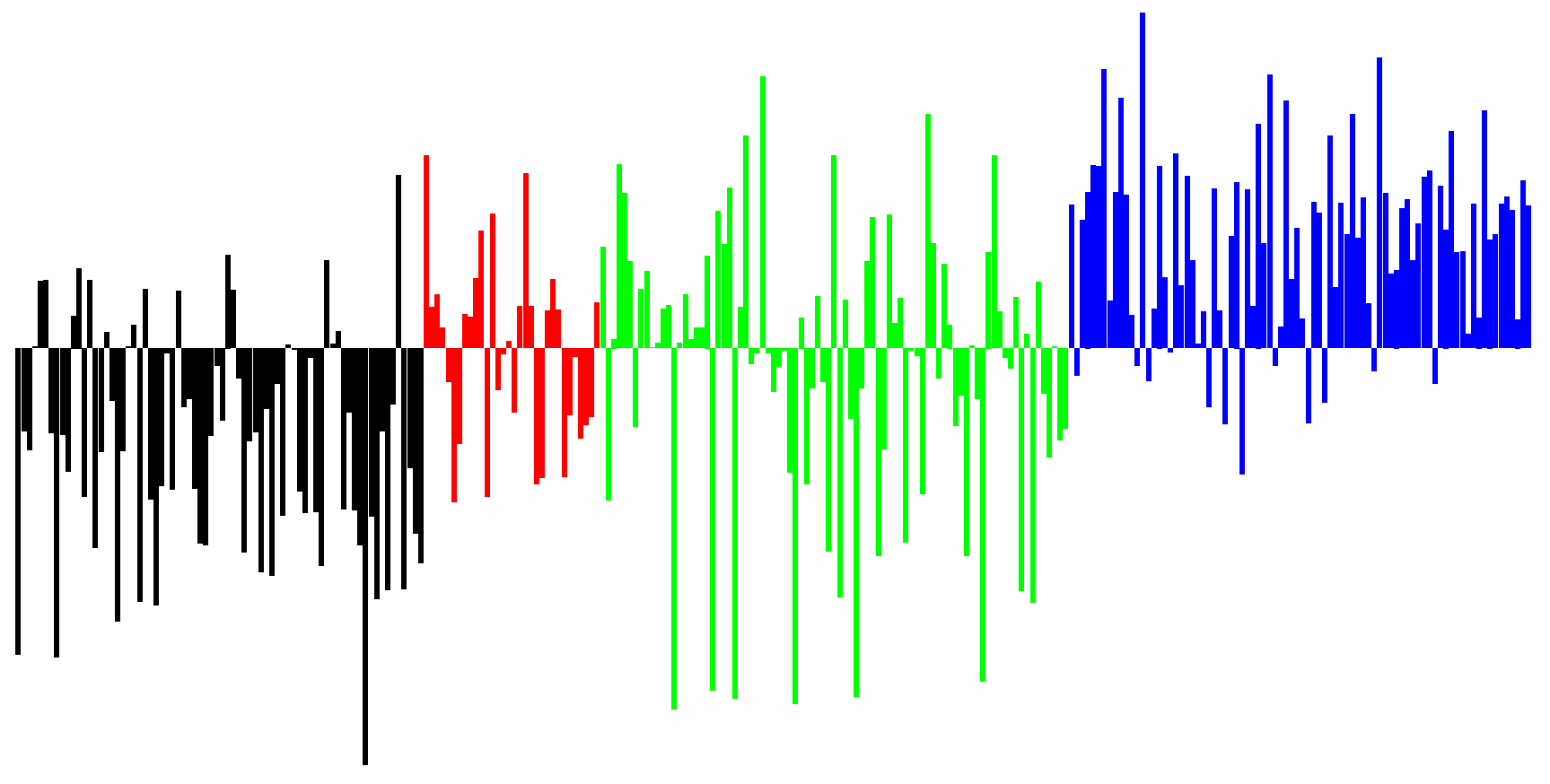
-1.5



Expression of VERRECCHIA_RESPONSE_TO_TGFB1_C6 in Spot O

Δe

1.0
0.5
0.0
-0.5
-1.0
-1.5



Expression of VERRECCHIA_RESPONSE_TO_TGFB1_C6 in Spot P

Δe

1.0


0.5

0.0

-0.5

-1.0

-1.5



Expression of VERRECCHIA_RESPONSE_TO_TGFB1_C6 in Spot Q

Δe

1.0


0.5

0.0

-0.5

-1.0

-1.5



Expression of VERRECCHIA_RESPONSE_TO_TGFB1_C6 in Spot R

Δe

1.0

0.5

0.0

-0.5

-1.0

-1.5

